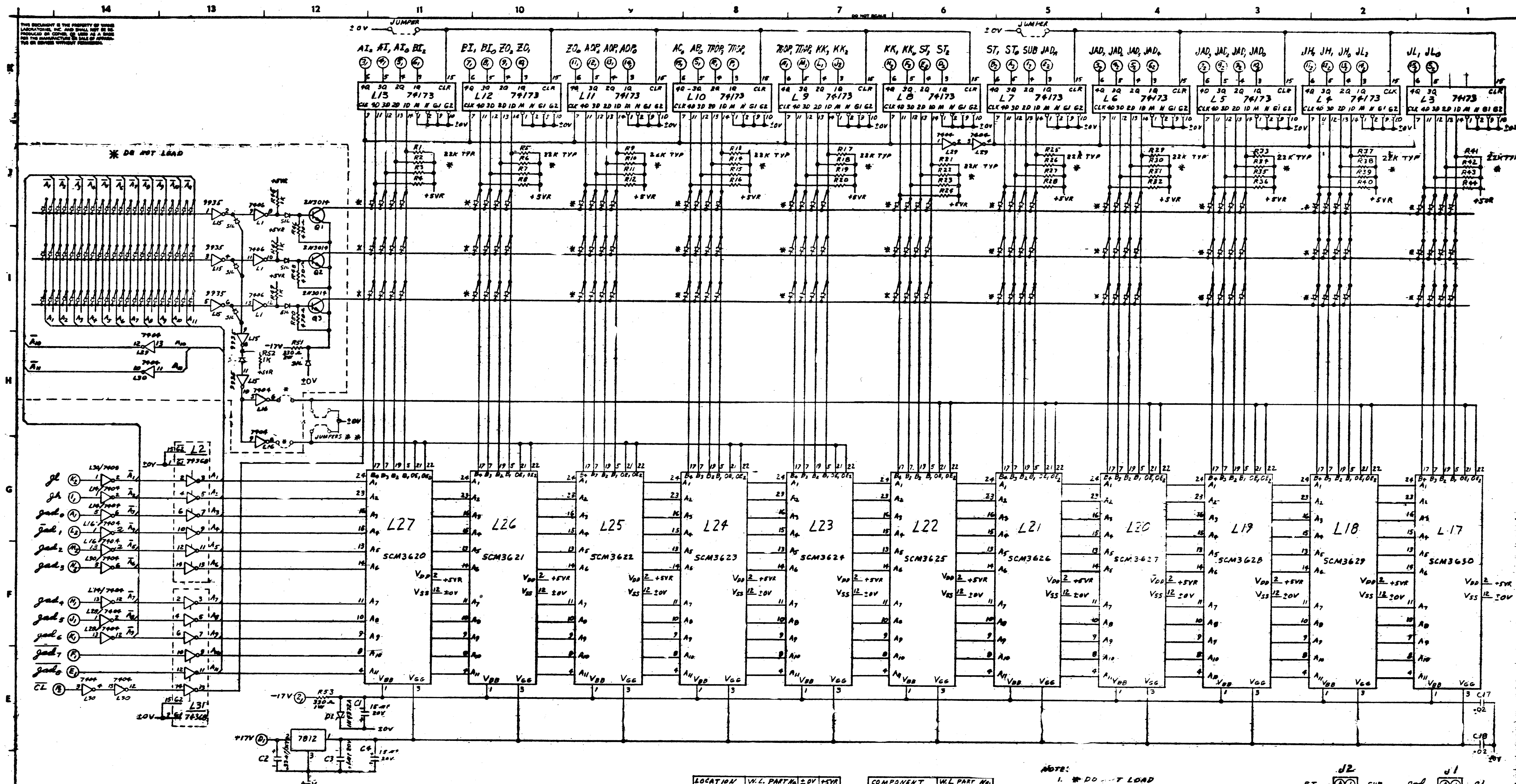

LOCATION	W.L. PART No	±0V	+5VR
L2, 31	376-0179	8	16
L3 THRU 13	376-0183	8	16
L14, 28, 29, 30, 16	376-0010	7	14
L17	377-0282	12	2
L18	377-0281	12	2
L19	377-0280	12	2
L20	377-0279	12	2
L21	377-0278	12	2
L22	377-0277	12	2
L23	377-0276	12	2
L24	377-0275	12	2
L25	377-0274	12	2
L26	377-0273	12	2
L27	377-0272	12	2
L17 THRU 27 IC. SOCKET	376-9003		
* L1	376-0055	7	14
* L15	376-0025	7	14

COMPONENT	W.L. PART No.
R53	332-2033
* R1-44	330-4022
C1, 4, 6, 8, 12, 15	300-4022
C2	300-4008
C3	300-1918
C5, 7, 9-11, 13, 14, 16-18	300-1904
* R45, 47, 49, 52	330-3010
D1	380-2129
* R46, 48, 50	330-2047
UA7812	374-0000
* R51	337-2033
J1, 2 CONN.	350-0011
* D	380-1001-38

NOTE:

1. * DO NOT LOAD
2. * ALL DIODES ARE 380-1001
3. * LOAD ONLY WHEN DIODE PATCH OPTION IS USED
4. ** REMOVE JUMPERS WHEN DIODE PATCH IS USED

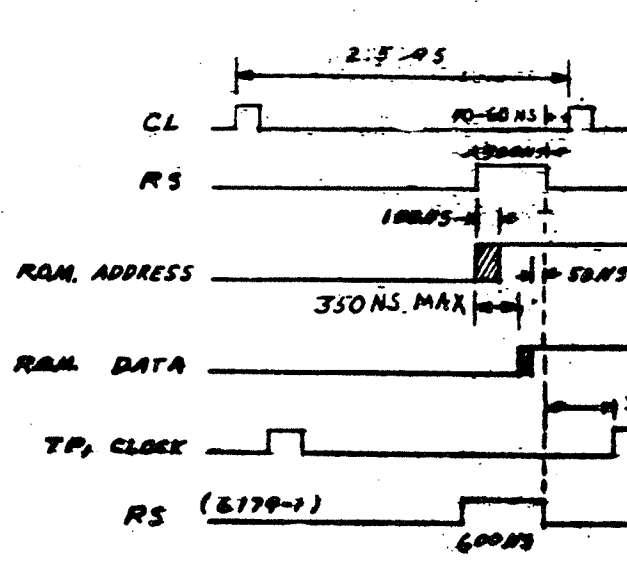

J2

	Pin	Pin	
ST_0	A	1	SUB
ST_1	B	2	JAD_8
±0V	C	3	JAD_7
ST_2	D	4	JAD_6
ST_3	E	5	JAD_5
KK_0	F	6	JAD_4
KK_1	H	7	JAD_3
KK_2	J	8	JAD_2
jl	K	9	JAD_1
jad_1	L	10	JAD_0
jad_2	M	11	JH_2
jad_3	N	12	JH_1
$\overline{CL}$	P	13	JH_0
RS	R	14	JL_2
JL_0	S	15	JL_1

J1

	Pin	Pin	
jad_0	A	1	jh
+5VR	B	2	-17V
±0V	C	3	AI_2
+17V	D	4	AI_1
$\overline{jad_8}$	E	5	AI_0
$\overline{jad_7}$	F	6	BI_2
jad_4	H	7	BI_1
jad_5	J	8	BI_0
jad_6	K	9	ZO_2
KK_3	L	10	ZO_1
mop_0	M	11	ZO_0
mop_1	N	12	AOP_2
mop_2	P	13	AOP_1
mop_3	R	14	AOP_0
BC_0	S	15	AC_0

E-REV

0

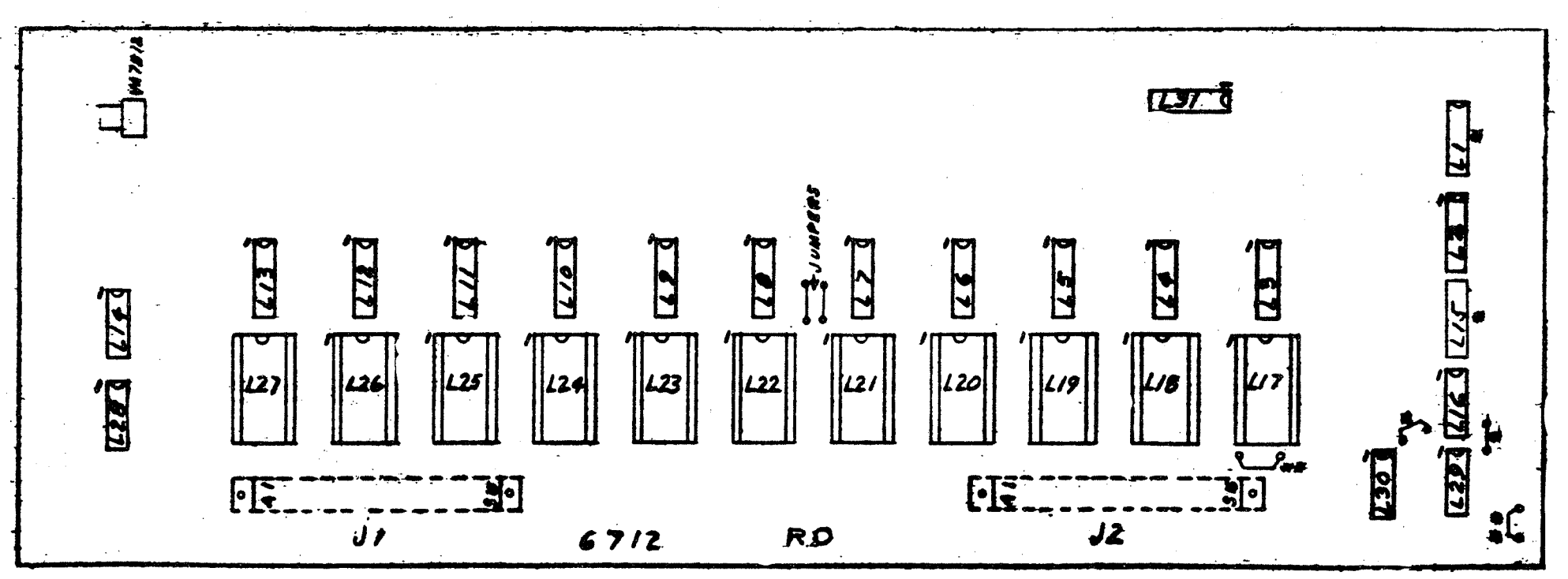

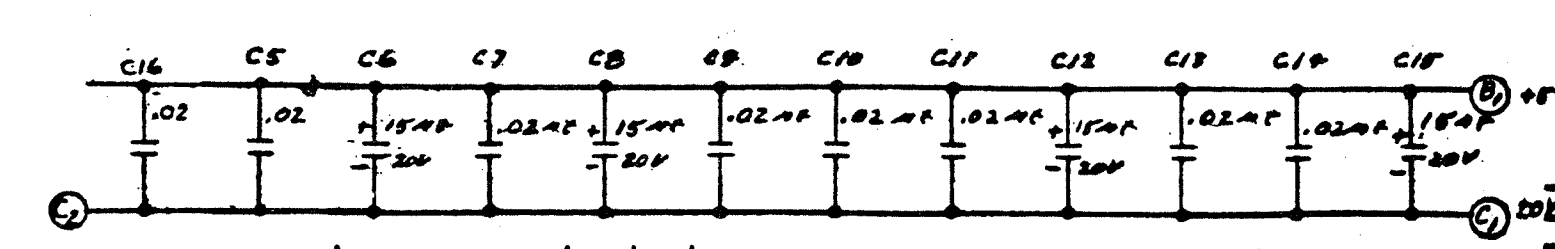

WANG PART NO	ITEM	QTY	NAME	MATERIAL	DESCRIPTION

WANG LABORATORIES, INC. TEWKSBURY MASS U.S.A.

BY	DATE	APPROVED BY	DATE
DWN	3/21/75	E ENGR	4-2-75
CHK	4/9/75	M ENGR	
E C CONTROL		MFG ENGR	

MODEL NO 1200/1222

SEE ENGRG SPECIFICATIONS No.

TITLE SCHEMATIC LOGIBLOC MOTOROLA R.O.M.

TOL EX AS NOTED XX ± .010 FRAC ± 1/64 XXX ± .005 ANG ± 1°30' FINISH

SCALE SHT 4 OF 6

WANG PART NUMBER	SIZE	DRAWING NUMBER	REV
210-6712	E	6712	0

RFA# 1605 APP'D: [signature]

THIS DOCUMENT IS THE PROPERTY OF WANG LABORATORIES, INC. AND SHALL NOT BE REPRODUCED OR COPIED, OR USED AS A BASIS FOR THE MANUFACTURE OR SALE OF APPARATUS OR DEVICES WITHOUT PERMISSION.